

Shift-Reduce Conflicts

Dr. Mattox Beckman

UNIVERSITY OF ILLINOIS AT URBANA-CHAMPAIGN
DEPARTMENT OF COMPUTER SCIENCE

Objectives

You should be able to ...

- ▶ Explain the circumstances that cause a shift-reduce conflict.
- ▶ Use the presence of a shift-reduce conflict to detect ambiguity.
- ▶ Explain how a shift-reduce conflict could be fixed.
- ▶ Explain what an LR parser generator will do if the shift-reduce conflict is not fixed.

The Automata, Starting

- ▶ Let's build the table for this automata.
- ▶ Can you tell that it is ambiguous right now?

$$\begin{array}{l} S \rightarrow aEb \\ \quad | \quad x \\ E \rightarrow ExE \\ \quad | \quad b \end{array}$$

The Automata, Starting

- ▶ Let's build the table for this automata.
- ▶ Can you tell that it is ambiguous right now?
- ▶ Is $b\ x\ b\ x\ b$ to be parsed as $(b\ x\ b)\ x\ b$ or $b\ x\ (b\ x\ b)$?

$$\begin{array}{l} S \rightarrow a E b \\ \quad | \quad x \\ E \rightarrow E x E \\ \quad | \quad b \end{array}$$

Step 1

I_0 $S \rightarrow \bullet a E b$
 $\bullet a b S$

Grammar

$$\begin{array}{l}
 S \rightarrow a E b \\
 \quad | a b S \\
 E \rightarrow E x E \\
 \quad | b
 \end{array}$$

Action

	a	b	x	\$
0				
1				
2				
3				
4				
5				
6				

Goto

	a	b	x	\$	S	E
0						
1						
2						
3						
4						
5						
6						

Step 1

I_0 $S \rightarrow \bullet a E b \leftarrow$
 $\bullet a b S \leftarrow$

Grammar

$$\begin{array}{l} S \rightarrow a E b \\ \quad | a b S \\ E \rightarrow E x E \\ \quad | b \end{array}$$

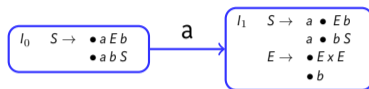
Action

	a	b	x	\$
0				
1				
2				
3				
4				
5				
6				

Goto

	a	b	x	\$	S	E
0						
1						
2						
3						
4						
5						
6						

Step 2

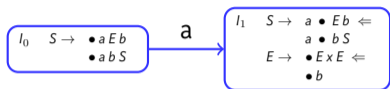


$S \rightarrow a E b$
 $\quad |$
 $\quad a b S$
 $E \rightarrow E x E$
 $\quad |$
 $\quad b$

	a	b	x	\$
0	s			
1				
2				
3				
4				
5				
6				

	a	b	x	\$	S	E
0	1					
1						
2						
3						
4						
5						
6						

Step 2

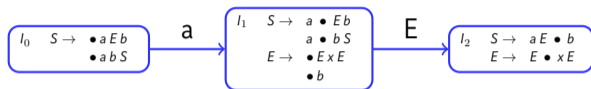


$S \rightarrow a E b$
 $\quad |$
 $\quad a b S$
 $E \rightarrow E x E$
 $\quad |$
 $\quad b$

	a	b	x	\$
0	s			
1				
2				
3				
4				
5				
6				

	a	b	x	\$	S	E
0	1					
1						
2						
3						
4						
5						
6						

Step 3

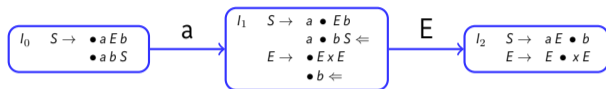


$S \rightarrow a E b$
 $\quad |$
 $\quad a b S$
 $E \rightarrow E x E$
 $\quad |$
 $\quad b$

	a	b	x	\$
0	s			
1				
2				
3				
4				
5				
6				

	a	b	x	\$	S	E
0	1					
1						2
2						
3						
4						
5						
6						

Step 3

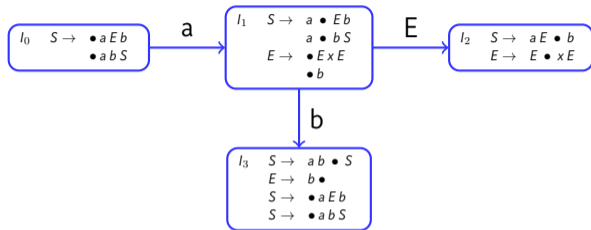


$S \rightarrow a E b$
 $\quad |$
 $\quad a b S$
 $E \rightarrow E x E$
 $\quad |$
 $\quad b$

	a	b	x	\$
0	s			
1				
2				
3				
4				
5				
6				

	a	b	x	\$	S	E
0	1					
1						2
2						
3						
4						
5						
6						

Step 4

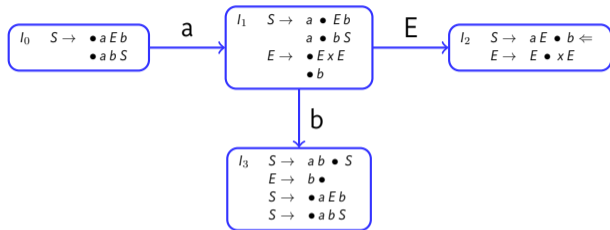


$$\begin{array}{l}
 S \rightarrow a E b \\
 \quad | \\
 \quad a b S \\
 E \rightarrow E x E \\
 \quad | \\
 \quad b
 \end{array}$$

	a	b	x	\$
0	s			
1		s		
2				
3				
4				
5				
6				

	a	b	x	\$	S	E
0	1					
1		3				2
2						
3						
4						
5						
6						

Step 4

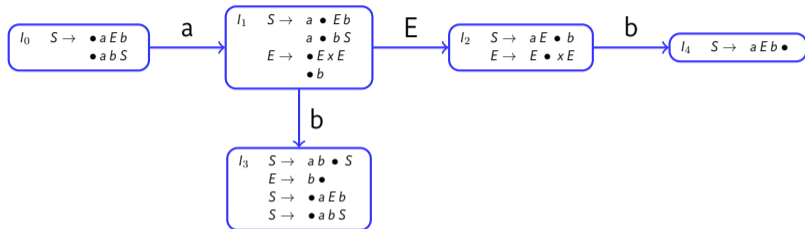


$$\begin{array}{l}
 S \rightarrow a E b \\
 \quad | \\
 \quad a b S \\
 E \rightarrow E x E \\
 \quad | \\
 \quad b
 \end{array}$$

	a	b	x	\$
0	s			
1		s		
2				
3				
4				
5				
6				

	a	b	x	\$	S	E
0	1					
1		3				2
2						
3						
4						
5						
6						

Step 5

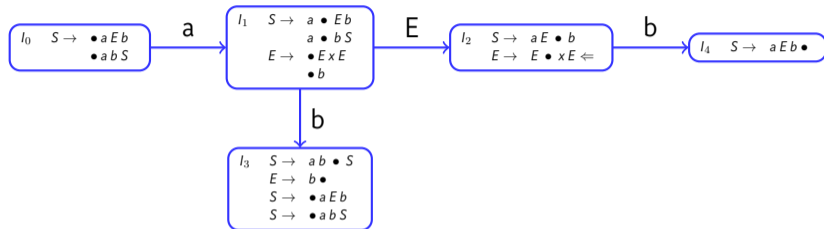


$S \rightarrow aEb$
 $\quad |$
 $\quad abS$
 $E \rightarrow ExE$
 $\quad |$
 $\quad b$

	a	b	x	\$
0	s			
1		s		
2		s	s	
3				
4				
5				
6				

	a	b	x	\$	S	E
0	1					
1		3				2
2		4	5			
3						
4						
5						
6						

Step 5

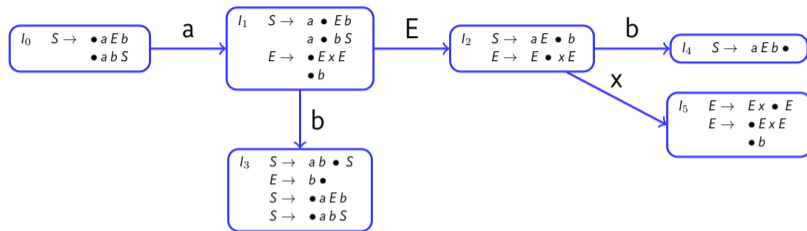


$S \rightarrow aEb$
 $\quad |$
 $\quad abS$
 $E \rightarrow ExE$
 $\quad |$
 $\quad b$

	a	b	x	\$
0	s			
1		s		
2		s	s	
3				
4				
5				
6				

	a	b	x	\$	S	E
0	1					
1		3				2
2		4	5			
3						
4						
5						
6						

Step 6

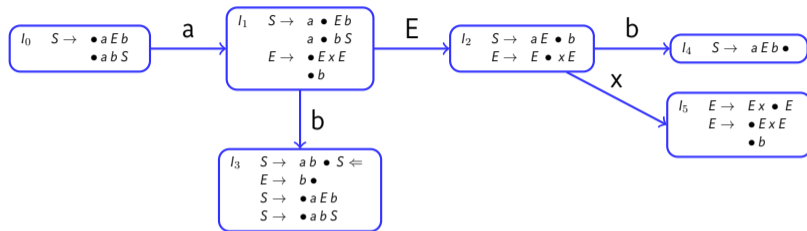


$$\begin{array}{l}
 S \rightarrow aEb \\
 \quad | \\
 \quad abS \\
 E \rightarrow ExE \\
 \quad | \\
 \quad b
 \end{array}$$

	a	b	x	\$
0	s			
1		s		
2		s	s	
3				
4				
5				
6				

	a	b	x	\$	S	E
0	1					
1		3				2
2		4	5			
3						
4						
5						
6						

Step 6

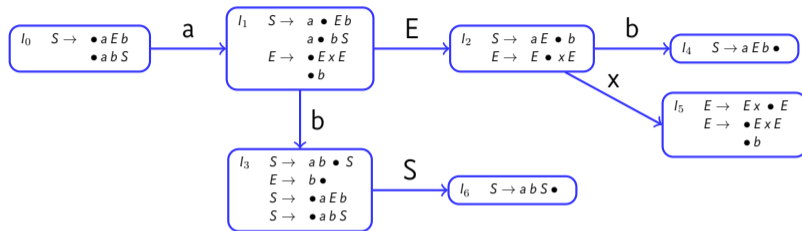


$$\begin{array}{l}
 S \rightarrow aEb \\
 \quad | \\
 \quad abS \\
 E \rightarrow ExE \\
 \quad | \\
 \quad b
 \end{array}$$

	a	b	x	\$
0	s			
1		s		
2		s	s	
3				
4				
5				
6				

	a	b	x	\$	S	E
0	1					
1		3				2
2		4	5			
3						
4						
5						
6						

Step 7

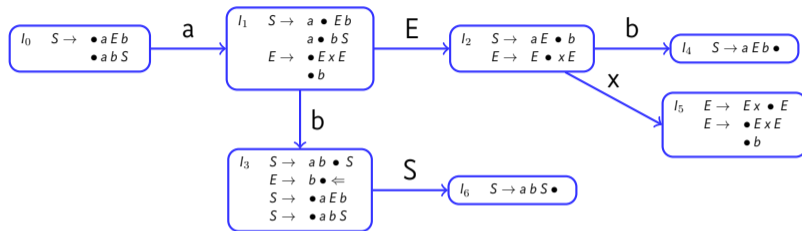


$$\begin{array}{l}
 S \rightarrow aEb \\
 | \\
 abS \\
 E \rightarrow ExE \\
 | \\
 b
 \end{array}$$

	a	b	x	\$
0	s			
1		s		
2		s	s	
3				
4				
5				
6				

	a	b	x	\$	S	E
0	1					
1		3				2
2		4	5			
3					6	
4						
5						
6						

Step 7

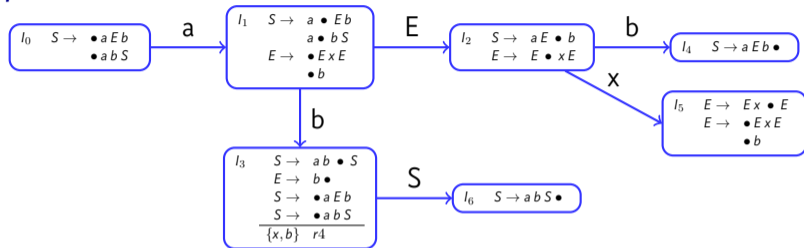


$$\begin{array}{l}
 S \rightarrow a E b \\
 | \\
 a b S \\
 E \rightarrow E x E \\
 | \\
 b
 \end{array}$$

	a	b	x	\$
0	s			
1		s		
2		s	s	
3				
4				
5				
6				

	a	b	x	\$	S	E
0	1					
1		3				2
2		4	5			
3					6	
4						
5						
6						

Step 7

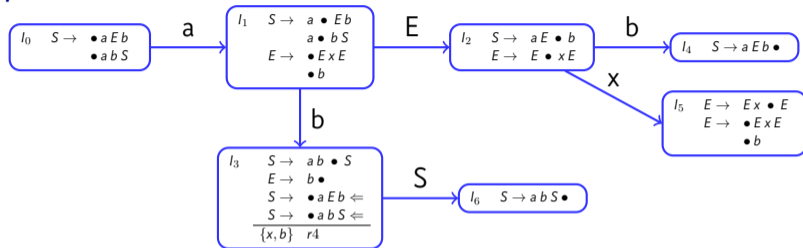


$$\begin{array}{l}
 S \rightarrow aEb \\
 \quad | \\
 \quad abS \\
 E \rightarrow ExE \\
 \quad | \\
 \quad b
 \end{array}$$

	a	b	x	\$
0	s			
1		s		
2		s	s	
3		r4	r4	
4				
5				
6				

	a	b	x	\$	S	E
0	1					
1		3				2
2		4	5			
3					6	
4						
5						
6						

Step 7

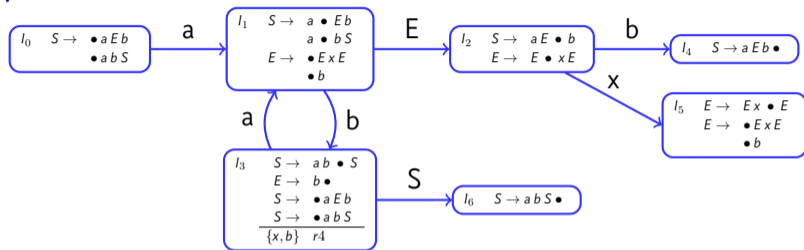


$$\begin{array}{l}
 S \rightarrow aEb \\
 \quad | \\
 \quad abS \\
 E \rightarrow ExE \\
 \quad | \\
 \quad b
 \end{array}$$

	a	b	x	\$
0	s			
1		s		
2		s	s	
3		r4	r4	
4				
5				
6				

	a	b	x	\$	S	E
0	1					
1		3				2
2		4	5			
3					6	
4						
5						
6						

Step 8

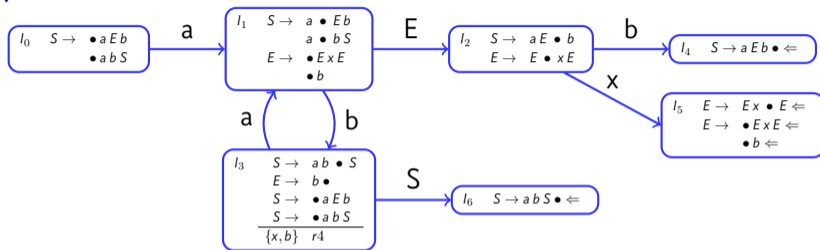


$$\begin{array}{l}
 S \rightarrow aEb \\
 \quad | \\
 \quad abS \\
 E \rightarrow ExE \\
 \quad | \\
 \quad b
 \end{array}$$

	a	b	x	\$
0	s			
1		s		
2		s	s	
3	s	r4	r4	
4				
5				
6				

	a	b	x	\$	S	E
0	1					
1		3				2
2		4	5			
3	1				6	
4						
5						
6						

Step 8

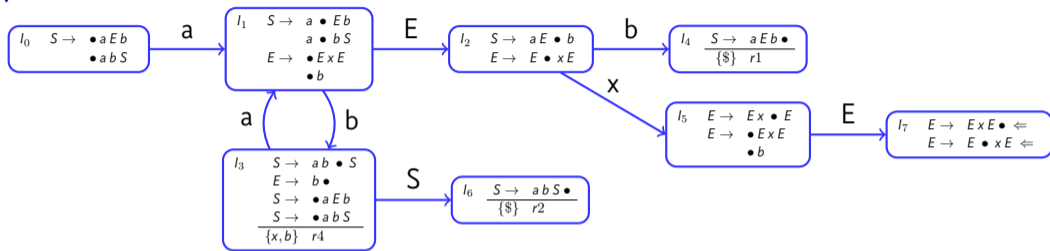


$$\begin{array}{l}
 S \rightarrow aEb \\
 \quad | \\
 \quad abS \\
 E \rightarrow ExE \\
 \quad | \\
 \quad b
 \end{array}$$

	a	b	x	\$
0	s			
1		s		
2		s	s	
3	s	r4	r4	
4				
5				
6				

	a	b	x	\$	S	E
0	1					
1		3				2
2		4	5			
3	1				6	
4						
5						
6						

Step 9

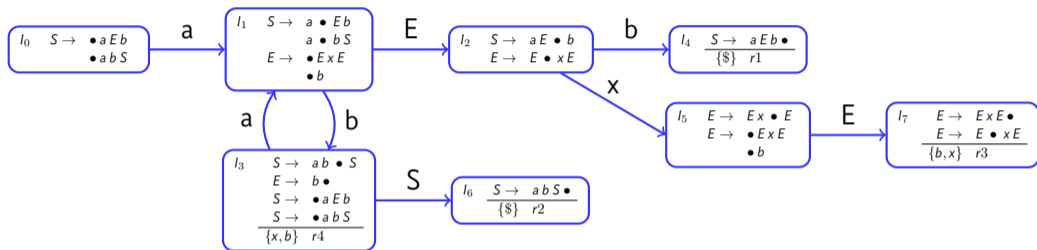


$$\begin{array}{l}
 S \rightarrow aEb \\
 | \\
 abS \\
 E \rightarrow ExE \\
 | \\
 b
 \end{array}$$

	a	b	x	\$
0	s			
1		s		
2		s	s	
3	s	r4	r4	
4				r1
5		s		
6				r2

	a	b	x	\$	S	E
0	1					
1		3				2
2		4	5			
3	1				6	
4						
5						7
6						

Step 10



$$\begin{array}{l}
 S \rightarrow aEb \\
 | \\
 abS \\
 E \rightarrow ExE \\
 | \\
 b
 \end{array}$$

	a	b	x	\$
0	s			
...
5		s		
6				r2
7		r3	s/r3	

	a	b	x	\$	S	E
0	1					
...
5						7
6						
7			5			

Shift-Reduce Conflicts

$$\begin{array}{l} I_5 \quad E \rightarrow E x \bullet E \\ \quad \quad E \rightarrow \bullet E x E \\ \quad \quad \bullet b \\ \hline \{x, b\} \quad r3 \end{array}$$

- ▶ The FIRST set of E says “shift.”
- ▶ The FOLLOW set of E says “reduce.”
- ▶ Fix this by changing precedence or associativity.
- ▶ What if you don't fix this?

Shift-Reduce Conflicts

$$\begin{array}{l} I_5 \quad E \rightarrow E x \bullet E \\ \quad \quad E \rightarrow \bullet E x E \\ \quad \quad \quad \bullet b \\ \hline \{x, b\} \quad r3 \end{array}$$

- ▶ The FIRST set of E says “shift.”
- ▶ The FOLLOW set of E says “reduce.”
- ▶ Fix this by changing precedence or associativity.
- ▶ What if you don't fix this?
- ▶ Consider the “dangling else” problem:
if x then if y then z • else q

Shift-Reduce Conflicts

$$\begin{array}{l} I_5 \quad E \rightarrow E x \bullet E \\ \quad \quad E \rightarrow \bullet E x E \\ \quad \quad \quad \bullet b \\ \hline \{x, b\} \quad r3 \end{array}$$

- ▶ The FIRST set of E says “shift.”
- ▶ The FOLLOW set of E says “reduce.”
- ▶ Fix this by changing precedence or associativity.
- ▶ What if you don't fix this?
- ▶ Consider the “dangling else” problem:
if x then if y then z • else q else w